



FRONT



SAFE AREA - Keep all text within this line.



FINISHED SIZE - This is where the product will be cut to size.



BLEEDS - Create a 1/8 inch bleed area to make sure that the ink goes to the edge of the finished size. Extend artwork/graphics to the edge of template.

PRINT TEMPLATE

Product Die Cut Cloud

Size 11" x 8.5" (WxH)


BACK



SAFE AREA - Keep all text within this line.



FINISHED SIZE - This is where the product will be cut to size.



BLEEDS - Create a 1/8 inch bleed area to make sure that the ink goes to the edge of the finished size. Extend artwork/graphics to the edge of template.